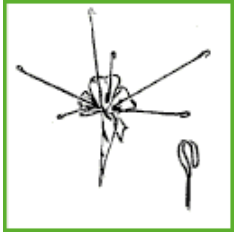


## Pre-Fabricated Wedding Bouquet - The Round Bouquet



A simple pre-fabricated wedding bouquet style is round and is sometimes called a semi-colonial. Six or seven interesting blooms, such as Gardenias, Camellias or folded-back Roses, are very effective in this formal round grouping. Clusters of Stephanotis or other similar small flowers may be placed among larger ones to add variety and softness. The framework is composed of six or seven clutches described in Floral Design Pointer No. 1, using No. 18 wires.




### Assembly Instructions

1. One stem with a clutch on the end is placed upright for the center flower of the bouquet. The others are arranged in a surrounding circle with the spacing between the clutches depending upon the size of the flowers to be used. The wire stems are bound together into a tapered handle, which is smoothly wrapped with *Floratape*<sup>®</sup> stem wrap for a pleasing appearance. It also is easier on the bride's or attendants' hands.
2. While large, tailored flowers are commonly used for this type of bouquet, the leaves may be eliminated and replaced with a ruffle of lace around each flower. Use one-half yard of lace for a Gardenia, of such width that it extends only a little beyond the petals. The lace may be gathered on a No. 24 wire and secured around the stem just below each clutch as the frame is being assembled. Or, better yet, staple the lace ruffle on a small Gardenia collar, distributing the fullness equally all around. Prepare these collars of lace in advance and place one around each flower as it is being clamped into its wire clutch.

Lace, like ribbon, used in wedding bouquets, should be the best quality possible. White lace may be tinted to any desired color for bridesmaids' bouquets by using ordinary fabric dyes. An off-white color is best with Gardenias. A suitable antique color of lace is easily obtained with weak dye solution, ordinary tea or, more quickly, with dark face powder.

3. The large individual flowers and smaller groups of blooms, if used, are placed in clutches just before delivery as mentioned in Floral Design Pointer No.1.


The tapered handles of the round bouquets may be bent at the top to tilt the bouquet to the correct angle for best display and to insure that all members of the wedding party will carry their flowers at exactly the same angle.



**Floratape**  
STEM WRAP

**USE FLORATAPE<sup>®</sup> STEM WRAP IN ALL YOUR FLORAL DESIGNS**  
Floratape<sup>®</sup> stem wrap enables the modern designer to produce floral work of quality and beauty. This Floral Design Pointer is one in a series prepared by **BEMIS FLEXIBLE PACKAGING** in a series of 10 pointers.

**ORDER NOW FROM YOUR WHOLESALE FLORIST**  
Available in popular colors, economical and easy to use, Floratape<sup>®</sup> stem wrap along with Paraflex<sup>®</sup> floral stem wrap are manufactured by and are registered trademarks of **BEMIS FLEXIBLE PACKAGING**



**Bemis**